

Royale Stepped

Aluminium Heritage Windows



The Royale

Stepped Window



At just 33mm front to back, our Royale Steel Replacement Windows are one of the slimmest thermally broken aluminium window systems on the market. With slim profiles replacing steel windows has never been easier - with no cutting back of plaster, brick or wooden sub-frames, speeding up installation times and reducing costs.

Our Royale Windows use the latest 'Polyamide' in-line thermal break, which makes them highly thermally efficient. High performance glass filled with Krypton gas is used to provide maximum thermal efficiency. The window is not only thermally efficient, but it is also highly secure, with modern high security locking and has been

approved for Secured by Design* which is the police preferred specification.

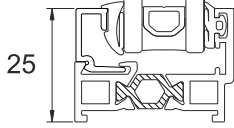
Features

- The perfect affordable replacement for old steel windows.
- Available with coupled or transom construction options.
- Certified to Secured by Design standards.*
- Slim thermally broken aluminium profiles with a depth of just 33mm.
- Maintenance free aluminium.
- Ease of installation - no need to cut back plaster, brick or existing subframes.
- Can be installed into existing or new timber subframes or direct to brick.
- Ultra slim sight-lines.
- Highly secure with modern shoot bolt locking.
- All glazed with high specification, Diamant / Planitherm Total+, Krypton gas filled double glazed sealed units.
- Uses the latest in-line Polyamide break to achieve excellent thermal performance.
- Suitable for use in period properties, listed buildings, heritage and conservation areas.
- Standard colours include White, Black or dual Black Out White In (all matt finish)
- Also available in over 200 single or dual RAL colours.

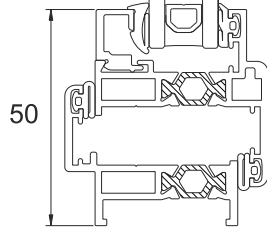
*Selected combinations only.
When using multipoint locking handles with friction hinges

Technical

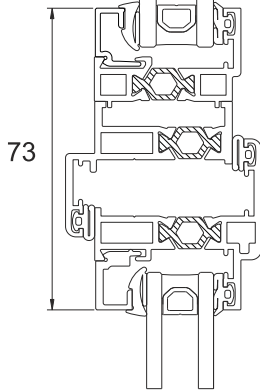
Fixed Lite



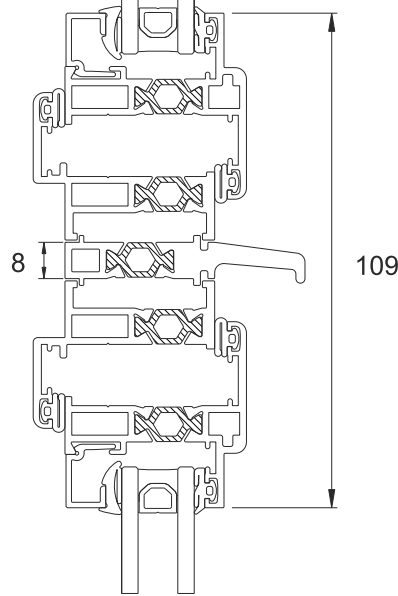
Opener



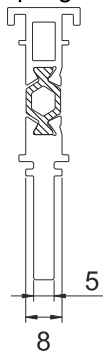
Opener Coupled With Fixed Lite Coupler



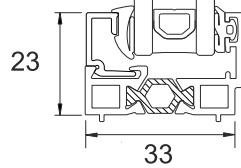
Two Openers With Drip Coupler



Coupling Bar



Fixed Lite Coupler



Drip Bar Coupler



Technical above is for coupled version only.



Slim & Authentic Look



Royale Windows With Leads



High Quality Hardware



Original Wood Frames With Leads

Performance

WER



Air Permeability



Water Tightness



Wind Resistance



High Security



Secured by Design



Official Police Security Initiative

Secured by Design Tested

Handle Options

Multipoint Locking Handles

**Chelton
Art Deco**



W, B, G, S,
C, BCh, SS

**Art Deco
Multi Lock**



SC, BC, BS,
RTD, GM, BK

**In-Line
Multi Lock**



SC, BC, BS,
RTD, GM, BK

**Monkey Tail
Multi Lock**



SC, RTD,
GM, BK

Cockspur Locking Handles

**Scroll
Cockspur**



SC, BC, RTD,
GM, BK

**Art Deco
Cockspur**



SC, BC, BS,
RTD, GM, BK

**In-Line
Cockspur**



SC, BC, RTD,
GM, BK

**Monkey Tail
Cockspur**



SC, RTD, GM,
BK

**Straight
Cockspur**



SC, BC, RTD,
GM, BK

Peg & Stays

**Optional
Peg & Stays**

Curved



SC, BC, BS,
RTD, GM, BK

Straight



SC, BC, RTD,
GM, BK

Monkey Tail



SC, RTD, GM,
BK

Colour	Code
Satin Chrome	SC
Brushed Copper	BC
Brushed Brass	BS
Dark Bronze	RTD
Gun Metal	GM
Antique Black	BK

Colour	Code
White	W
Black	B
Gold	G
Silver	S
Chrome	C
Black Chrome	BCh
Stainless Steel	SS

Glass Options

Our Royale Stepped windows are available with a range of different glass as well as cosmetic additions to help create that period style.



Diamond Leads



Square Leads



Overlapped Flat Astragal Bars



Butted Flat Astragal Bars



Plain Glazing



Horizontal Flat Astragal Bars




Decorative Leads



Square Leads



Horizontal Astragal Bars



Butted Or Overlapped Astragals

