

theultimate[®]
collection



Bespoke High Security PVC-u Entrance Doors

Introduction

Ultimate Bespoke PVC-u Doors are a range of 25 versatile PVC-u door styles, thoughtfully designed to emulate the aesthetic character of timber doors but with the added security benefits and low maintenance qualities that modern day living demands.

In addition to smooth white finish, you can choose from a range of natural look woodgrain and coloured foil exterior finishes or alternatively Ultimate Bespoke Doors can be spray painted to any RAL colour of your choice.

4 simple steps to create your very own entrance...

1

Choose a style from the 25 versatile designs

2

Choose a door colour from our range of standard finish options or select the RAL colour of your choice for spray painting

3

Choose your combination of glass/panel designs

4

Choose from our range of fully suited door furniture to complete your individual door design

contents

The Lavenham	Pg 3
The Ixworth	Pg 5
The Ixworth 2	Pg 6
The Sudbury	Pg 6
The Assington	Pg 7
The Newton	Pg 8
The Brett	Pg 9
Door Furniture	Pg 10
Door Security	Pg 13
Colour Options	Pg 14
Tiimber look features	Pg 16
Glazing Options	Pg 17
Style Selector	Pg 19



The Ixworth - see page 5

The Lavenham

Often, it's important to maintain a particular style when replacing an entrance door, something that will blend sympathetically but also enhance your property.

Many of the door styles that we have traditionally seen in timber can now be replicated in woodgrain effect PVC-u.

The Lavenham style, like many others across the range is a great example of how using different combinations of glass and panelling will result in a completely different look each time, whilst keeping to the base Lavenham layout.

Rich, elegant period door colours give a traditional design yet more authenticity and to complete the grand finish choose from a range of exquisite door furniture.







The Ixworth door style follows a design that is reminiscent of many timber doors seen on 1930's properties throughout the UK.

Ultimate Bespoke PVC-u Doors can offer an exterior woodgrain or coloured foil finish so they look and feel like wood but without the same level of maintenance required.

Choosing a fresh white internal finish provides a neutral backdrop to your interior decor.

Antique Black ironmongery completes the timber look, perfect for period style properties.



The Ixworth



The Ixworth 2

Beauty is in the detail and with that in mind the Ixworth 2 was created as a natural progression from The Ixworth. Here 2 vertical mullions are featured instead of the one central mullion on the Ixworth.



The Sudbury door follows a more classic layout and as such is one of the more versatile options in terms of its suitability for a wide spectrum of property styles.

Stick to a simple look using clear glass or add a splash of colour and creativity choosing from a vast range of available decorative glass options.



The Sudbury




The Assington

Make a bold statement with the Assington style door, the striking panel layout with central glass results in a strong and balanced design.



Choose from natural woodgrain options or add a bold colour to really make a statement.



The detailing around the frame combined with a realistic woodgrain texture provides a finish that looks and feels just like timber.



The Newton

Another popular choice from the complete range of 25 styles is The Newton.

Retaining classic features on your property may be important. This elegant style, with its exaggerated proportions is often used in conjunction with a vertical glass design to create a really strong identity.



Customer supplied own bespoke glass units (similar designs available).



The large glass surface area on The Newton door enables light to flood in, the perfect solution to an otherwise dark hall way.



Customer supplied own bespoke glass units (similar designs available).

The Brett

Although many designs in the range are suited to period properties, The Ultimate Bespoke PVC-u Door Collection also includes a series of contemporary styles, none more contemporary than the Brett.

With either clear or etched glass the Brett style immediately offers a clean, modern look, particularly when used with one of the more contemporary frame colours such as Grey or Black.



Door furniture options

Standard Handle Finish Options



Letter Box Options



Door furniture options

Bull Ring Knockers

Our specialist range of Bull Ring Knockers will provide the finishing touches and all important kerb appeal. This functional yet aesthetically pleasing knocker is available in the following finishes.



Black



Graphite



Gold



Chrome



Bronze



Pewter



Antique
Black



Rose



Forged
Black



Victorian and Slim Victorian
Urn Knockers
(finishes to match standard door
handles except Pewter and Rose)



Spire Knocker
(Pewter finish only)

Grade 316 Austenitic Stainless Steel

For areas of the country that are particularly susceptible to increased corrosion such as coastal areas, you have the option of our Grade 316 Austenitic Stainless Steel suite of door furniture. The suite comprises of a handle, door knocker and letter box as featured right.



Offset Pull Bar Handle

Contemporary door styles can be enhanced further with the addition of Grade 316 Austenitic Stainless Steel offset pull bar handles.

You have a choice of 3 bar lengths, 1800mm, 800mm and 400mm.

Door furniture options

Period Door Furniture

For period style doors, the below ornate furniture is available.



Regal Handle
Available in Forged Black (pictured) and Hardex Pewter



Monkey Tail Inline Lever/Lever
Available in Forged Black (pictured) and Hardex Pewter



Noble Inline Lever/Lever handle
Available in Forged Black (pictured) and Hardex Pewter



Doctors Knocker available in the following finishes.

- Black
- Graphite
- Gold
- Chrome (shown)
- Bronze
- Anthracite Grey



Escutcheon Finger Pull
(finishes to match standard door handles except Satin and Pewter)

Decorative Door Knobs available in the following finishes.

- White
- Black
- Graphite
- Gold
- Chrome
- Satin
- Bronze
- Pewter (shown)
- Antique Black



Architectural Letterplate
Available in Hardex Gold, Hardex Chrome, Hardex Graphite, Hardex Bronze, Hardex Pewter (pictured), Antique Black and Forged Black.



Heritage Letterplate
Available in Hardex Gold, Hardex Chrome, Hardex Graphite and Antique Black (pictured)

Door Security

For your security, Ultimate Bespoke Doors are fitted with a robust **12/14 point multi-lock**.

Ultimate 12/14 Point Lock

- 2 x top and bottom shoot bolts
- 3 x outer/inner facing hook locks
- 2 x dead locks
- 1 x centre locking latch
- 4/6 x roller cams
(dependent on door height)
- Plus 2 x Optional
Anti-jemmy Hinge Bolts



Shoot Bolts



Hook & Dead Locks



Compression
Rollers Cams



Anti-jemmy Hinge
Bolts (Optional)



Standard Hinge
(other finishes available)



Optional Pencil Hinge
(Heritage Doors Only)

To prevent cylinder manipulation, Ultimate doors are fitted with a 3 star high security Yale cylinder, and for convenience all doors are supplied with 5 keys as standard.



theultimate[®]
collection

Partnership secured with 



Townhouse Lock Option

As an alternative to the standard locking system, you may wish to consider our townhouse lock option.

The townhouse lock is completed with a traditional escutcheon finger pull.

This option also includes the high security cylinder as detailed above.



Escutcheon Finger Pull
(finishes to match standard handles
except Satin and Pewter)

Choose a profile and finish from our extensive range...

You can choose from fully bevelled or fully ovolo shaped profile, or if you prefer you can choose our Heritage option that combines an ovolo frame with a bevelled door. Your choice will influence the finishes available.



FULLY BEVELLED



FULLY OVOLO



HERITAGE STYLE

FULLY BEVELLED
(Bevelled Frame and Door)

Smooth White / Smooth White	White W/Grain / White W/Grain	Rosewood / Rosewood	Rosewood / Smooth White	Cherrywood / Cherrywood	Cherrywood / Smooth White	Irish Oak / Irish Oak	Irish Oak / Smooth White
Ice Cream W/Grain / Ice Cream W/Grain	Ice Cream W/Grain / Smooth White	Dark Grey 7016 W/Grain / Dark Grey 7016 W/Grain	Dark Grey 7016 W/Grain / Smooth White	Dark Grey 7016 W/Grain / White W/Grain	Light Grey 7015 W/Grain / Smooth White	Smooth Dark Grey 7016 / Smooth Dark Grey 7016	Smooth Dark Grey 7016 / Smooth White
Silver Grey 7001 W/Grain* / Smooth White	Black W/Grain* / Black W/Grain	Black W/Grain / Smooth White	Agate Grey W/Grain* / Agate Grey W/Grain	Agate Grey W/Grain / Smooth White	French Grey W/Grain / Smooth White	Chartwell Green W/Grain / Smooth White	Sprayed to RAL*

FULLY OVOLO
(Ovolo Frame and Door)

Smooth White / Smooth White	White W/Grain / White W/Grain	Rosewood / Rosewood	Rosewood / Smooth White	Cherrywood / Cherrywood	Cherrywood / Smooth White	Irish Oak / Irish Oak	Irish Oak / Smooth White
Ice Cream W/Grain / Ice Cream W/Grain	Ice Cream W/Grain / Smooth White	Dark Grey 7016 W/Grain / Dark Grey 7016 W/Grain	Dark Grey 7016 W/Grain / Smooth White	Light Grey 7015 W/Grain / Smooth White	Silver Grey 7001 W/Grain / Smooth White	Black W/Grain / Black W/Grain	Black W/Grain / Smooth White
Agate Grey W/Grain / Agate Grey W/Grain	Agate Grey W/Grain / Smooth White	French Grey W/Grain / Smooth White	Chartwell Green W/Grain / Smooth White	Sprayed to RAL*			

HERITAGE STYLE
(Ovolo Frame with Bevelled Door)

Smooth White / Smooth White	White W/Grain / White W/Grain	Rosewood / Rosewood	Rosewood / Smooth White	Rosewood / White W/Grain	Cherrywood / Cherrywood	Cherrywood / Smooth White	Irish Oak / Irish Oak
Irish Oak / Smooth White	Ice Cream W/Grain / Ice Cream W/Grain	Ice Cream W/Grain / Smooth White	Ice Cream W/Grain / White W/Grain	Dark Grey 7016 W/Grain / Dark Grey 7016 W/Grain	Dark Grey 7016 W/Grain / Smooth White	Dark Grey 7016 W/Grain / White W/Grain	Light Grey 7015 W/Grain / Smooth White
Silver Grey 7001 W/Grain / Smooth White	Black W/Grain / Black W/Grain	Black W/Grain / Smooth White	Black W/Grain / White W/Grain	Agate Grey W/Grain / Agate Grey W/Grain	Agate Grey W/Grain / Smooth White	Agate Grey W/Grain / White W/Grain	French Grey W/Grain / Smooth White
French Grey W/Grain / White W/Grain	Ivory Cream W/Grain / White W/Grain	Balmoral W/Grain / White W/Grain	Chartwell Green W/Grain / Smooth White	Sprayed to RAL*			

Rosewood, Cherrywood, Irish Oak and Black W/Grain both sides are on a Dark Brown Base. Dark Grey 7016 W/Grain both sides and Smooth Dark Grey 7016 both sides are on a Grey Base. All other finishes are on a White Base.

*Minimum order quantities apply. #You can choose to have a RAL colour applied to both the inside and outside faces, or outside only.

Feinstruktur

Style with strength




PVC-u with the look of Aluminium

For the Ultimate in modern aesthetics choose from our Feinstruktur finish options

Feinstruktur (Fine Structure) is an advanced finish available on bevelled and rebated windows and doors that offers the practicality of a durable lacquered finish, with a finely-textured surface that mirrors the sophistication of powder-coated aluminium.

The surfaces are highly resilient, weather-resistant, and scratchproof, as confirmed by rigorous stress testing and are available in a range of sophisticated shades to create a stunning impression.



FINE STRUCTURE FULLY BEVELLED & REBATED ONLY
(Bevelled Frame and Door)

FS Anthracite	FS Anthracite / Smooth White	FS Anthracite / FS Traffic White	FS Traffic White / FS Traffic White	FS Black / FS Black	FS Black / Smooth White	FS Black / FS Traffic White	FS Silver Grey / FS Silver Grey
FS Silver Grey	FS Silver Grey / FS Traffic White	FS Umber / FS Umber	FS Umber / Smooth White	FS Umber / FS Traffic White	FS Basalt Grey / FS Basalt Grey	FS Basalt Grey / Smooth White	FS Basalt Grey / FS Traffic White
FS Quartz Grey	FS Quartz Grey / Smooth White	FS Quartz Grey / FS Traffic White	FS Slate Grey / FS Slate Grey	FS Slate Grey / Smooth White	FS Slate Grey / FS Traffic White	Extended lead time. Minimum order quantities apply.	

FS Anthracite Grey, FS Silver Grey, FS Basalt Grey, FS Quartz Grey & FS Slate Grey are on a Grey Base. FS Black & FS Umber are on a Dark Brown Base. All others are on a White Base.

The printed swatches in this brochure are for your guidance only, please ask to see physical samples for a true representation.

Optional Deep Timber Look Midrail

Ultimate Bespoke Doors are engineered with a slimline midrail as standard in order to achieve equal sight lines and proportions across the range of styles.

However, a number of styles in the collection have been designed to closely emulate traditional timber doors and are therefore best suited to include a deeper Midrail option.

Ultimate Bespoke doors give you the additional options of the 2 section 168mm Midrail or 1 section Deep Timber Look 195mm Midrail*.



Standard
Midrail Depth



168mm
Midrail




195mm
Midrail



Optional Deep Timber Look Cill

The timber style features can be carried right through to the cill.



Ultimate Bespoke Doors offer you the option of a timber look PVC-u cill, deeper in proportions to standard PVC-u cills in order to complete the timber look.



Genus Timber-look Joints

For the authentic timber look, Ultimate bespoke doors offer you the option of Genus timber-look joints inside and out.

An alternative to 45° welded joints, these are designed to emulate the traditional butt joints seen on timber doors.



*Midrail options may be determined by frame and colour choice.

Glazing

Often entrance door design is dictated by the need for extra light, or the desire to retain the original period design.

Our door range not only gives you a terrific choice of colours and designs but the flexibility of our glazing options allow you to either 'go create' a new look or stay classic and authentic.

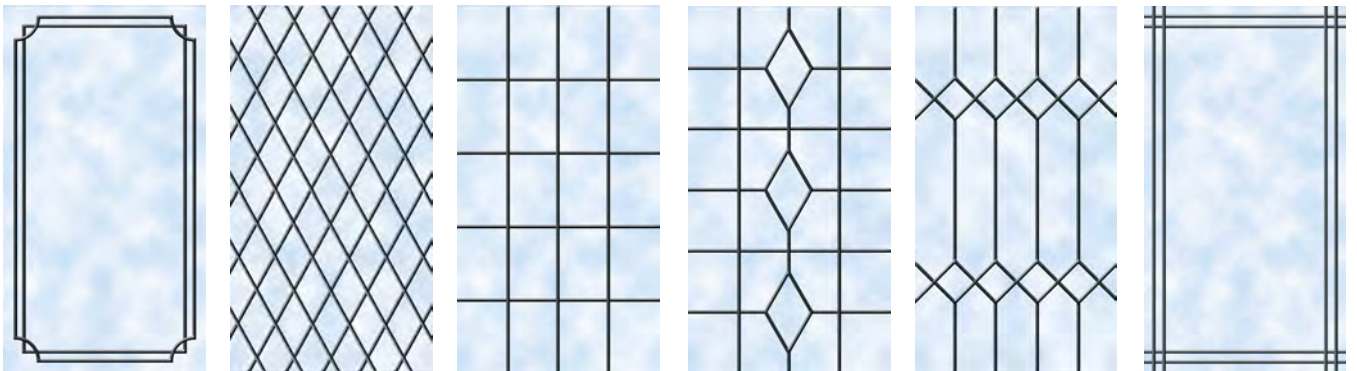
The options are simply vast and include plain glass, obscured, coloured, etched glass, leaded and bevelled designs. All of these include a multitude of variations so you are sure to find something to suit the style of your door and property.



SD3G bevelled glass and lead combination



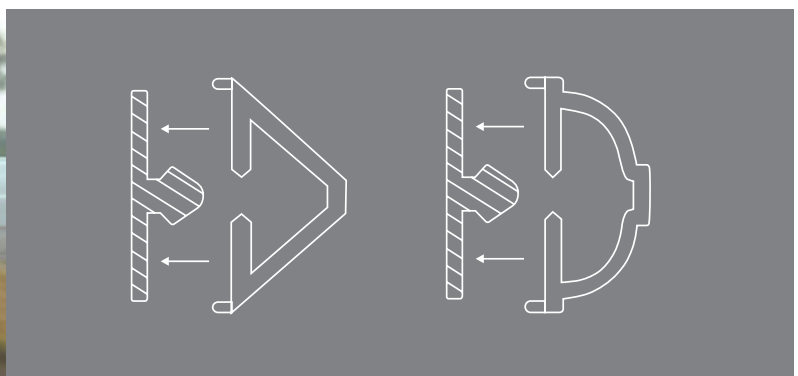
SD14G elegant clean lines achieved with an etched glass design



Lead patterns can really help to accentuate period features.

Ali-lock Authentic External Georgian Bar

Our authentic Ali-lock Georgian Bar design will instantly create the period look. Because the bars are fixed to full length aluminium backing strips, there is no risk of the bars warping or bending.



Decorative Glazing


Coloured and bevelled glass designs can offer a traditional appearance, whilst more simplistic etched glass designs give a contemporary look.

The dimensions of these glass patterns can be adapted to suit the style of your chosen door with half, dual, and full height glazed panels.

You may wish to personalise your home further by having your house number etched or bevelled within the design.



Full Height Glazed Panels



Half Glazed Panels



Dual/Quarter Glazed Panels



Etched house number



SD1G



SD2G



SD3G



SD4G



SD5G



SD6G



SD7G



SD8G



SD9G



SD10G



SD11G




SD12G



SD13G
Fully Etched



SD14G
Etched with clear border*



SD15G



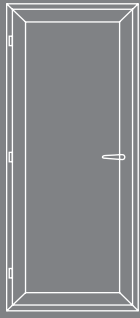
SD16G

The above designs are for guidance only, please speak to your consultant for advice on the full range of options.

The above designs are for 28mm double glazed units with any bevels attached to clear glass combined with a backing glass of choice.

*SD14G Etched background with 15mm wide clear border positioned 25mm from visible edge of glass.

Style Selector



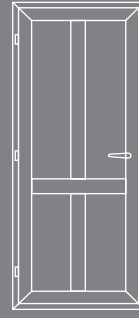
Yeldham



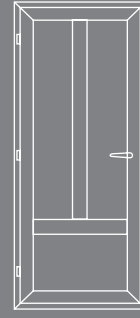
Cornard



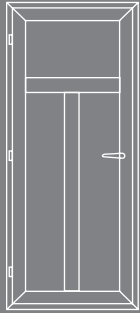
Melford



Sudbury



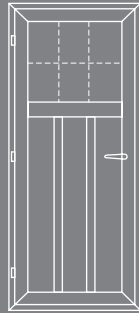
Newton



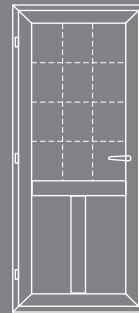
Kersey



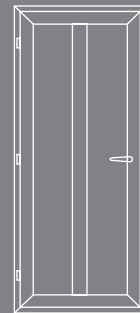
Ixworth



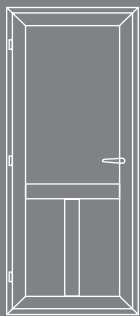
Ixworth 2



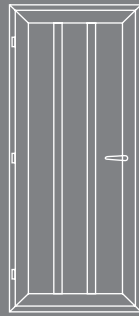
Boxford



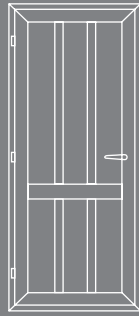
Belchamp



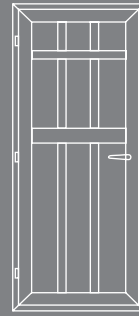
Pebmarsh




Hedingham



Gosfield



Assington




Depden



Lavenham



Hartest



Cavendish




Bures




Nayland



Colne




Brett



Polstead



Hadleigh



Stour



Bespoke High Security PVC-u Entrance Doors



www.theultimatecollection.uk

In keeping with market trends and improvements we reserve the right to change specifications accordingly and without notice. Hardware, furniture and glass options may vary from those shown on images used at the time of print. Ultimate Collection products are installed by a select network of Approved Installers. All enclosed photography is subject to third party copyright and must not be used outside of this brochure. Published by John Fredericks Plastics, manufacturer of The Ultimate Collection July 2025.